

Year 6 - Arithmetic Expectations

This series of documents aims to summarise the number facts, mental calculation strategies and the stage(s) of the progression towards the written methods for each of the four operations.

For each strategy, the concrete and pictorial representations have been suggested. However, to keep the document to a more manageable size, the imagery has not been shown explicitly as this should be found in your school's agreed mental calculations policies.

The strategies used within this document are taken from the Lancashire Mathematics Team Progression in Mental Calculation Strategies Policies and the Progression Towards Written Methods Policies.

See www.lancsngfl.ac.uk/curriculum/primarymaths for the full policies.

Each strategy will require specific modelling (teaching) and sufficient practice for children to develop confidence, accuracy and fluency in performing them.

Children should also be taught when it is appropriate to use each strategy, by looking at the numbers involved and making effective decisions. Again, this is a sign of a child's fluency in mathematics; being able to recognise which strategy best suits a given calculation, rather than always using the same method regardless of the numbers involved.

Acknowledgements

Special thanks to the following teachers who helped to create these documents:

Sue Byrom – Colne Park Primary
Tara Warbrick – Colne Park Primary

Naomi Tyson – Gisburn Road Community Primary
Nick Browne – Gisburn Road Community Primary

Hannah Blackburn – Lowerhouse Juniors
Jess Dornan – Lowerhouse Juniors

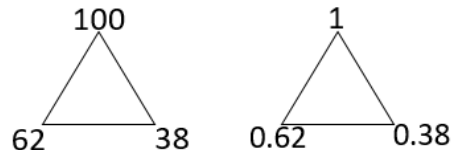
Jane Dempsey – Burnley Springfield Primary
Andrew Douglas – Burnley Springfield Primary

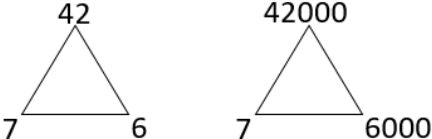
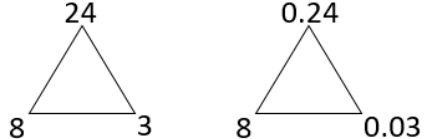
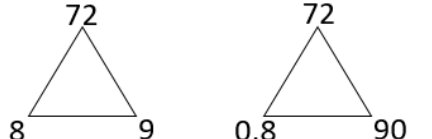
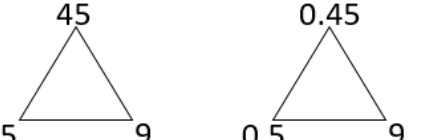
Laura Mitchell – Burnley St Stephen's CE Primary
Moirá Waller – Burnley St Stephen's CE Primary

Michelle Hume – Whittlefield Primary
Stephen Riley – Whittlefield Primary

Arithmetic Expectations – Year 6

Skills	Examples
Counting	
Count forwards and backwards in steps of integers, decimals and powers of 10.	Count from 0 in steps for multiplication facts for up to 12x tables What number would come next in this counting sequence? 0, 10, 100, 1000, __, __ What number is missing from this counting sequence? 0, 0.01, 0.02, 0.04, 0.05
Find 0.001, 0.01, 0.1, 1 10 and powers of 10 more/less than a given number.	$500 \pm 0.001 =$ $9.46 \pm 0.01 =$ What is 1000 more than ____? What is 0.1 less than ____?
Number Facts	
Recall and use addition and subtraction facts for 1 (with decimals to two decimal places)	$1 = 0.05 + \underline{\quad}$ $0.95 + \underline{\quad} = 1$ $\underline{\quad} + 0.8 = 1$ $0.09 + \underline{\quad} = 1$ $0.23 + \underline{\quad} = 1$ $\underline{\quad} + 0.4 = 1$
Multiply and divide numbers by 10, 100, 1000 giving answers up to three decimal places	$345 \times 10 =$ $4598 \div 10 =$ $452 \div \underline{\quad} = 4.52$ $894 \times 100 =$ $2098 \div 100 =$ $109 \times \underline{\quad} = 10900$
Mental Calculation Strategies – Addition and Subtraction	
Partition and combine multiples of thousands hundreds, tens and ones <i>Concrete (if necessary) – place value counters</i> <i>Pictorial – number line</i>	$5800 + 2400$ $5800 \text{ add } 2000 \text{ and } 400 = 5800 \text{ add } 2000 \text{ add } 400$ $873 + 350$ $873 \text{ add } 300 \text{ and } 50 = 873 \text{ add } 300 \text{ add } 50$ $4100 - 1600$ $4100 \text{ take away } 1000 \text{ and } 600 = 4100 \text{ take away } 1000 \text{ take away } 600$ $2132 - 440$ $2132 \text{ take away } 400 \text{ and } 40 = 2132 \text{ take away } 400 \text{ take away } 40$ $5124 + 1352$ $5124 \text{ add } 1000 \text{ and } 300 \text{ and } 50 \text{ and } 2 = 5124 \text{ add } 1000 \text{ add } 300 \text{ add } 50 \text{ add } 2 \text{ (crossing no boundaries)}$ $7584 - 2351$ $7584 \text{ take away } 2000 \text{ and } 300 \text{ and } 50 \text{ and } 1 = 7584 \text{ take away } 2000 \text{ take away } 300 \text{ take away } 50 \text{ take away } 1 \text{ (crossing no boundaries)}$
Partition and combine multiples of ones and tenths <i>Concrete (if necessary) – place value counters</i> <i>Pictorial – number line</i>	$8.4 + 3.8$ $8.4 \text{ add } 3 \text{ and } 0.8 = 8.4 \text{ add } 3 \text{ add } 0.8$ $13.2 - 4.5$ $13.2 \text{ take away } 4 \text{ and } 0.5 = 13.2 \text{ take away } 4 \text{ take away } 0.5$
Identify and use knowledge of number bonds within a calculation and identify related facts, e.g. $680 + 430$, $6.8 + 4.3$, $0.68 + 0.43$ can all be worked out using the related calculation $68 + 43$ <i>Concrete (if necessary) – place value counters</i> <i>Pictorial – related facts addition trios</i>	$0.62 + 0.38$ using knowledge of $62 + 38 = 100$ $0.75 + 0.56$ using knowledge of $75 + 56 = 131$ $2.8 + 0.43$ using knowledge of $280 + 43 = 323$ $1 - 0.41$ using knowledge of $100 - 41 = 59$ $0.92 - 0.35$ using knowledge of $92 - 35 = 57$ $8.3 - 0.52$ using knowledge of $830 - 52 = 778$



Find differences by counting up through the next multiple of 0.1, 1, 10, 100 or 1000 <i>Pictorial – number line</i>	$8.2 - 3.46$ $14.23 - 7.58$
Bridge through 10 when adding or subtracting a single digit number (partitioning, e.g. $58 + 5 = 58 + 2 + 3$ or $76 - 8 = 76 - 6 - 2$) <i>Pictorial – number line</i>	$1.5 + 1.7$ as $1.5 + 0.5 + 1.2$ $0.7 + 0.56$ as $0.7 + 0.3 + 0.26$ $8.3 - 2.7$ as $8.3 - 2.3 - 0.4$
Add or subtract a multiple of 1 or 10 and adjust (for those numbers close to multiples of 1 or 10) <i>Pictorial – number line</i>	$5.6 + 3.9$ as $5.6 + 4 - 0.1$ $7.5 - 4.8$ as $7.5 - 5 + 0.2$
Mental Calculation Strategies – Multiplication and Division	
Multiply whole numbers and decimals to three decimal places by 10, 100 and 1000 <i>Pictorial – place value chart</i>	4562×1000 9.682×10 25.784×100
Use partitioning to double or halve any number <i>Concrete (if necessary) – place value counters</i> <i>Pictorial – partitioning diagram</i>	What is double 34.7? What is half of 456? $34.5 \div 2 =$ $409 \times 2 =$
Identify and use all related facts that link to tables <i>Pictorial – related facts multiplication trios</i>	7000×6 becomes $7 \times 1000 \times 6$ reordered as $7 \times 6 \times 1000$ 500×40 becomes $5 \times 100 \times 4 \times 10$ reordered as $5 \times 4 \times 100 \times 10$ 900×300 becomes $9 \times 100 \times 3 \times 100$ reordered as $9 \times 3 \times 100 \times 100$ 3000×80 becomes $3 \times 1000 \times 8 \times 10$ reordered as $3 \times 8 \times 1000 \times 10$
	
Use related facts to multiply 0.0t by a one-digit number <i>Pictorial – related facts multiplication trios</i>	
	
Use related facts to divide TU by 0.t <i>Pictorial – related facts multiplication/division trios</i>	
	
Use related facts to divide 0.th by 0.t <i>Pictorial – related facts multiplication/division trios</i>	
	
	$0.32 \div 0.4$ related to $32 \div 4 = 8$ $0.64 \div 0.8$ related to $64 \div 8 = 8$ $0.45 \div 0.9$ related to $45 \div 9 = 5$

<p>Use compensation to multiply U.9 and U.99 by a one-digit number <i>Pictorial – rectangle with given dimensions</i></p>	<p>5.9×4 understood as $6 \times 4 - 0.1 \times 4$ 3.99×7 understood as $4 \times 7 - 0.01 \times 7$ 9.99×6 understood as $10 \times 6 - 0.01 \times 6$</p>
<p>Use partitioning to multiply 0.th by a one-digit number <i>Pictorial – partitioning diagram</i></p>	<p>0.76×3 0.28×7 0.54×6</p>
<p>Use partitioning to double numbers including those with three decimal places <i>Concrete (if necessary) – place value counters</i> <i>Pictorial – partitioning diagram</i></p>	<p>Double 3.421 Double 6.705 Double 12.594 Double 54 672 Double 674 960</p>
<p>Divide whole numbers and decimals to three decimal places by 10, 100 and 1000 <i>Pictorial – place value chart</i></p>	<p>$356.7 \div 100$ $9.83 \div 10$ $7.04 \div 10$ $860.2 \div 100$ $56\,789 \div 1000$</p>
<p>Use related facts to divide by 50 <i>Pictorial – place value chart if necessary for initial step of $\div 100$</i></p>	<p>$4100 \div 50$ understood as $(4100 \div 100) \times 2$ $7800 \div 50$ understood as $(7800 \div 100) \times 2$ $530 \div 50$ understood as $(530 \div 100) \times 2$</p>
<p>Use related facts to divide by 25 <i>Pictorial – place value chart if necessary for initial step of $\div 100$</i></p>	<p>$3200 \div 25$ understood as $(3200 \div 100) \times 4$ $7600 \div 25$ understood as $(7600 \div 100) \times 4$ $360 \div 25$ understood as $(360 \div 100) \times 4$</p>
<p>Use partitioning to divide ThHTU by a one-digit number <i>Concrete (if necessary) – place value counters</i> <i>Pictorial – partitioning diagram</i></p>	<p>$5035 \div 5$ by partitioning into 5000 and 35 (multiples of 5 totalling 5035) $1236 \div 4$ by partitioning into 1200 and 36 (multiples of 4 totalling 1236) $9240 \div 6$ by partitioning into 6000 and 3000 and 240 (multiples of 6 totalling 9240)</p>

Progression Towards Written Calculation Strategies – Addition

This final stage of the method should have been achieved in Year 3, and should be continued to be used for all written addition calculations.

The first example would be explained as follows:

$5 + 8 = 13$, put 3 down and carry the 10 (written as a 1 in the tens column)

$20 + 40 + 10$ that was carried over = 70 (7 written in the tens column)

$600 + 0 = 600$ (6 written in the hundreds column)

Children will be expected to use this method for adding numbers with up to seven digits, numbers involving decimals and adding any number of amounts together.

Supported (if necessary) by the use of place value counters.

$$\begin{array}{r} 7 \ 8 \ 9 \\ + \ 6 \ 4 \ 2 \\ \hline 1 \ 4 \ 3 \ 1 \\ \hline 1 \ 1 \end{array}$$

	4	.	4	5
	1	.	9	
+	0	.	0	8

Progression Towards Written Calculation Strategies – Subtraction

This final stage is the compact method of decomposition should have been achieved in Year 4, and should be continued to be used for all written subtraction calculations.

Children will be expected to use this method for subtracting numbers with up to seven digits and numbers involving decimals.

Supported (if necessary) by the use of place value counters.

The example shown would be explained as follows:

We are subtracting 86 from 754. Start with the least significant place value column.

Are there enough hundredths to subtract 3 hundredths?

No – so let's exchange a tenth from the tenths column for ten hundredths. 2 tenths and 0 hundredths becomes 41 tenth and 10 hundredths.

10 hundredths subtract 3 hundredths = 8 hundredths

Are there enough tenths to subtract 8 tenths?

No – so let's exchange a one from the ones column for ten tenths. 1 one and 1 tenth becomes 0 ones and 1 tenths.

11 tenths subtract 8 tenths = 3 tenths.

Are there enough ones to subtract 4 ones?

No – so let's exchange a ten from the tens column for ten ones. 5 tens and 0 ones becomes 4 tens and 10 ones

$10 - 4 = 6$

4 tens (40) – 0 tens = 4 tens (40)

Answer 46.37

$$\begin{array}{r} \overset{4}{5} \overset{10}{1} \overset{11}{.} \overset{1}{20} \\ - \quad \quad \quad 4.83 \\ \hline 46.37 \end{array}$$

Progression Towards Written Calculation Strategies – Multiplication

As the grid method for multiplication supports children's number sense and appreciation of the values of each digit, schools can decide if this is the final stage of written multiplication.

It is often easier for children to keep track of the partial products calculated by using the grid method rather than the compact vertical method.

Concerns over 'acceptable methods' for 2 mark questions in the end of key stage 2 test should be weighed up against the improved chance of gaining 2 marks for the correct answer by using the grid method.

x	600	90	3	
20	12000	1800	60	= 13 860
4	2400	360	12	= 2 772 +
				<u>16 632</u>

Children may be add these mentally.

Optional


If schools wish to proceed to the compact vertical method for written multiplication then this is how it should progress, with different colours for the partial products to highlight how the steps taken are the same, just in a different order.

Step 1	Step 2	Step 3
TTh Th H T U 6 9 3 <u>x 2 4</u> 2 7 7 2 (693 x 4)	TTh Th H T U 6 9 3 <u>x 2 4</u> 2 7 7 2 (693 x 4) + 3 8 6 0 (693 x 20)	TTh Th H T U 6 9 3 <u>x 2 4</u> 2 7 7 2 (693 x 4) + 3 8 6 0 (693 x 20) <u>1 6 6 3 2</u>

Progression Towards Written Calculation Strategies – Division

As the chunking method for division supports children's number sense and appreciation of the values of each digit, schools can decide if this is the final stage of written division. It can be used for both short and long division (Year 6 expectation) and leads to more efficient mental methods.

As children develop their understanding of this method, they should use ever more efficient steps. The menu box may not need to be written, but the children should continue to think in this way.

$\begin{array}{r} 640 \text{ r}2 \\ 8 \overline{)5122} \\ - 4800 \\ \hline 322 \\ - 320 \\ \hline 2 \end{array}$	$\begin{array}{r} 155 \text{ r}4 \\ 26 \overline{)4034} \\ - 2600 \\ \hline 1434 \\ - 1300 \\ \hline 134 \\ - 130 \\ \hline 4 \end{array}$		$\begin{array}{r} 155 \text{ r}4 \\ 26 \overline{)4034} \\ - 3900 \\ \hline 134 \\ - 130 \\ \hline 4 \end{array}$
--	--	---	---

Decision Making

When calculating, children should ask themselves:

- do I know the answer because it is a fact I have learnt?
- can I work it out easily in my head?
- can I use some equipment or a jotting?
- do I need to use the written method?

The strategies used within this document are taken from the Lancashire Mathematics Team Progression in Mental Calculation Strategies Policies and the Progression Towards Written Methods Policies.

See www.lancsngfl.ac.uk/curriculum/primarymaths for the full policies.